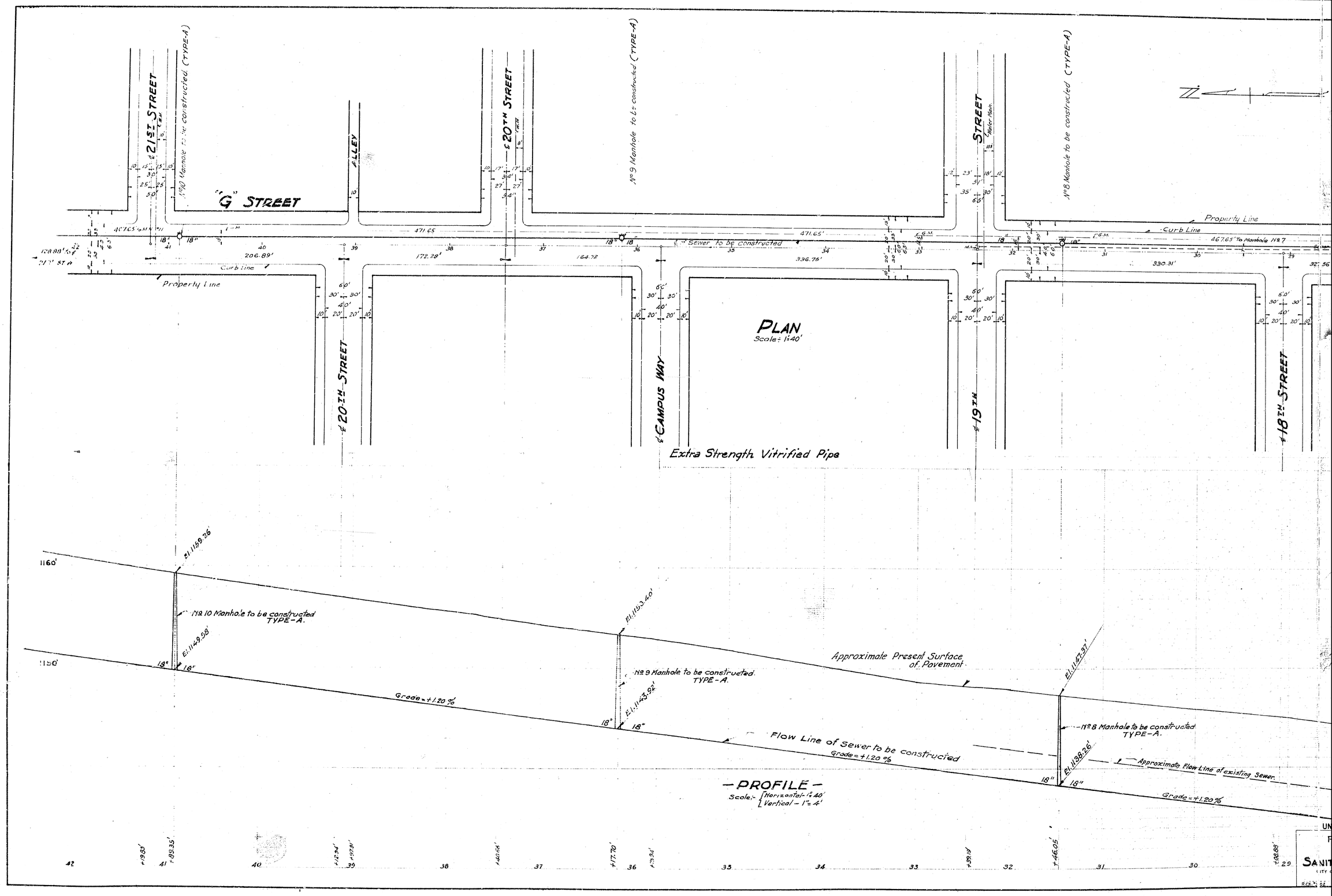
PLAN
Scale: 1"=40'
"G" STREET
ALLEY
℄ 21ST STREET
℄ 20TH STREET
℄ CAMPUS WAY
℄ 19TH STREET
℄ 18TH STREET
Nº 10 Manhole to be constructed (TYPE-A)
Nº 9 Manhole to be constructed (TYPE-A)
Nº 8 Manhole to be constructed (TYPE-A)
Sewer to be constructed
Extra Strength Vitrified Pipe
Property Line
Curb Line
Water Main
471.65'
206.89'
172.28'
164.72'
336.75'
330.31'
467.65' To Manhole Nº 8
Nº 10 Manhole to be constructed TYPE-A.
Nº 9 Manhole to be constructed. TYPE-A.
Nº 8 Manhole to be constructed TYPE-A.
El. 1159.36'
El. 1149.58'
El. 1153.40'
El. 1143.92'
El. 1147.37'
El. 1138.26'
Grade = +1.20%
Approximate Present Surface of Pavement
Flow Line of Sewer to be constructed
Approximate Flow Line of existing Sewer
-PROFILE-
Scale:- Horizontal - 1" = 40'
Vertical - 1" = 4'
1170'
1160'
1150'
UNIT Nº 2
PLAN Nº 1328
INTERCEPTING
SANITARY SEWER MAINS
SAN BERNARDINO, CALIF.
Acting City Engineer.
19

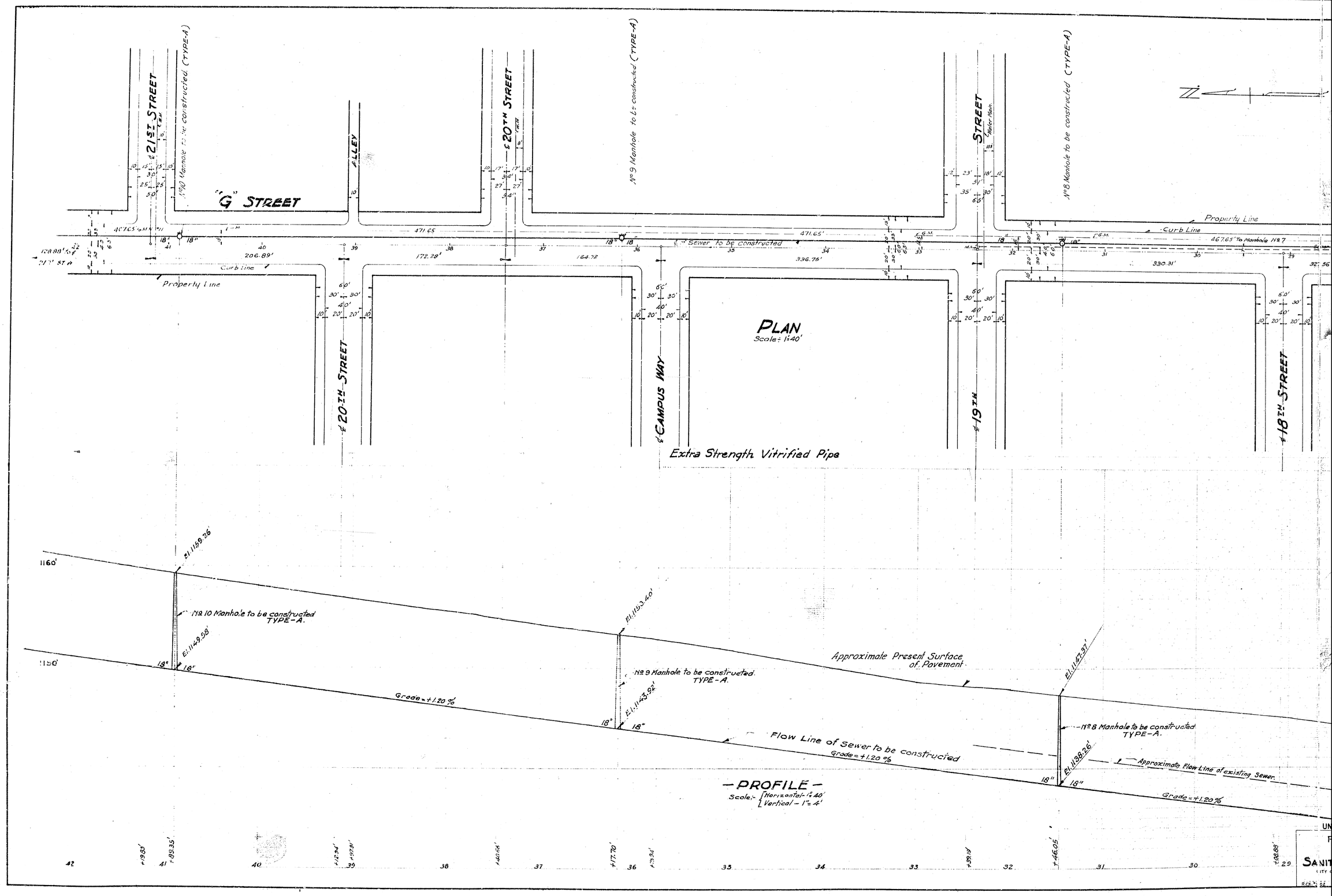
PLAN
Scale: 1"=40'
"G" STREET
ALLEY
℄ 21ST STREET
℄ 20TH STREET
℄ CAMPUS WAY
℄ 19TH STREET
℄ 18TH STREET
Nº 10 Manhole to be constructed (TYPE-A)
Nº 9 Manhole to be constructed (TYPE-A)
Nº 8 Manhole to be constructed (TYPE-A)
Sewer to be constructed
Extra Strength Vitrified Pipe
Property Line
Curb Line
Water Main
471.65'
206.89'
172.28'
164.72'
336.75'
330.31'
467.65' To Manhole Nº 8
Nº 10 Manhole to be constructed TYPE-A.
Nº 9 Manhole to be constructed. TYPE-A.
Nº 8 Manhole to be constructed TYPE-A.
El. 1159.36'
El. 1149.58'
El. 1153.40'
El. 1143.92'
El. 1147.37'
El. 1138.26'
Grade = +1.20%
Approximate Present Surface of Pavement
Flow Line of Sewer to be constructed
Approximate Flow Line of existing Sewer
-PROFILE-
Scale:- Horizontal - 1" = 40'
Vertical - 1" = 4'
1170'
1160'
1150'
UNIT Nº 2
PLAN Nº 1328
INTERCEPTING
SANITARY SEWER MAINS
SAN BERNARDINO, CALIF.
Acting City Engineer.
19

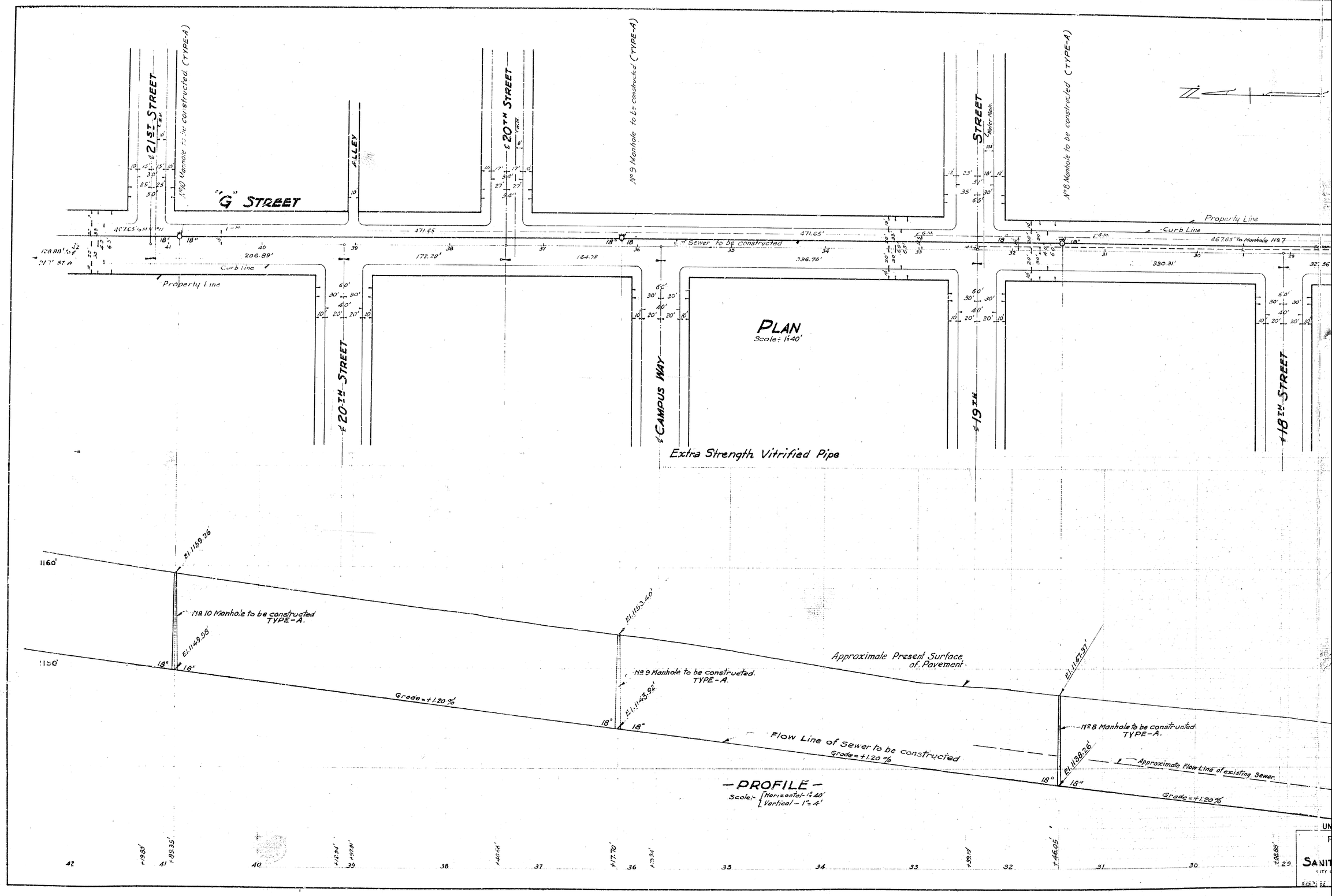
PLAN
Scale: 1"=40'
"G" STREET
ALLEY
℄ 21ST STREET
℄ 20TH STREET
℄ CAMPUS WAY
℄ 19TH STREET
℄ 18TH STREET
Nº 10 Manhole to be constructed (TYPE-A)
Nº 9 Manhole to be constructed (TYPE-A)
Nº 8 Manhole to be constructed (TYPE-A)
Sewer to be constructed
Extra Strength Vitrified Pipe
Property Line
Curb Line
Water Main
471.65'
206.89'
172.28'
164.72'
336.75'
330.31'
467.65' To Manhole Nº 8
Nº 10 Manhole to be constructed TYPE-A.
Nº 9 Manhole to be constructed. TYPE-A.
Nº 8 Manhole to be constructed TYPE-A.
El. 1159.36'
El. 1149.58'
El. 1153.40'
El. 1143.92'
El. 1147.37'
El. 1138.26'
Grade = +1.20%
Approximate Present Surface of Pavement
Flow Line of Sewer to be constructed
Approximate Flow Line of existing Sewer
-PROFILE-
Scale:- Horizontal - 1" = 40'
Vertical - 1" = 4'
1170'
1160'
1150'
UNIT Nº 2
PLAN Nº 1328
INTERCEPTING
SANITARY SEWER MAINS
SAN BERNARDINO, CALIF.
Acting City Engineer.
19